

**HOLMAN**

# Retractable Hose Reel

10m 1110H / 20m 1120H or CH1120  
/ 30m 1130H or CH1130



# Contents

Overview	2
Introduction	2
Installation	3
Care and Troubleshooting	5
Spare Parts	6

## Product Dimensions (mm):

<b>1110H</b>	<b>10m</b>	W:330	H:300	L:170	Weight: 3.9kg
<b>1120H</b>	<b>20m</b>	W:430	H:370	L:180	Weight: 7.0kg
<b>CH1120</b>	<b>20m</b>	W:430	H:370	L:180	Weight: 7.0kg
<b>1130H</b>	<b>30m</b>	W:440	H:410	L:220	Weight: 10.4kg
<b>CH1130</b>	<b>30m</b>	W:440	H:410	L:220	Weight: 10.4kg

# Introduction

Your HOLMAN **Retractable Hose Reel** uses a 12mm reinforced hose for added strength and durability, rated to 1000kPa and includes a **MULTI-FUNCTION SPRAY GUN**.

For your information, please read these installation instructions before using your **Retractable Hose Reel**. Please keep all instructions and refer to them when necessary.

**⚠ Do not leave the tap on—turn tap off after use and release excess pressure before retracting back into housing**

# Overview

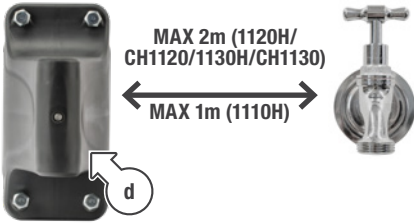
- |                          |                             |                          |
|--------------------------|-----------------------------|--------------------------|
| a. Mounting Tube         | e. Garden Hose              | i. Hose Connectors       |
| b. Hexagonal Coach Bolts | f. Tap-to-Reel Hose         | j. Universal Tap Adaptor |
| c. Wall Plugs            | g. Multi-Function Spray Gun | k. Stopper               |
| d. 180° Wall Bracket     | h. Housing                  | l. Inspection opening    |



# Installation


Your **Retractable Hose Reel** should be installed nearest to your chosen water source for convenience of use.

1. Check the **TAP-TO-REEL HOSE** can reach your tap prior to installing the **WALL BRACKET**



It is very important to use the correct size drill bit, so a very secure fit of the wall bracket is made before installing the **Retractable Hose Reel**.

5. When ready, drill all four holes, then hammer the **WALL PLUGS** gently into your wall (if attaching to a wall)







2. Take the **WALL BRACKET** and place it against either a wall or wooden post
3. Mark inside the centre of each of the bracket holes to prepare for drilling

❗ If you are attaching your **Hose Reel** to a wooden post, you will not require the **WALL PLUGS** as the **COACH BOLTS** can screw directly into wood.

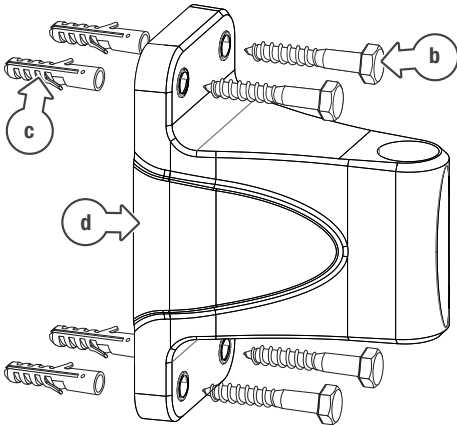
4. Use the table below to select the correct drill bit for your **Hose Reel**

❗ If using plugs that were not included with your **Hose Reel**, drill slightly undersize as masonry materials all have different properties which will ensure the wall plugs have a secure fit.

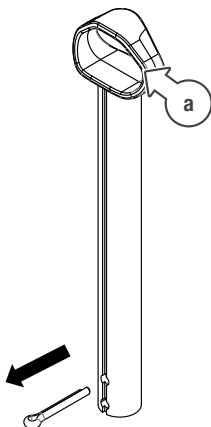
		1110H 10m	1120H or CH1120 20m	1130H or CH1130 30m
<b>PLUG</b>		ø7.7mm	ø11.7mm	ø11.7mm
<b>MASONRY DRILL</b>		ø7.5mm	ø10.0mm	ø10.0mm
<b>WOOD DRILL</b>		ø5.0mm	ø7.0mm	ø7.0mm
<b>BOLT</b>		ø6.0mm	ø8.0mm	ø8.0mm

# Installation (Continued)

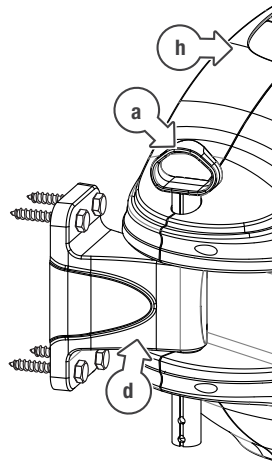
- Place the **WALL BRACKET** in position over the four **WALL PLUGS** and screw each **HEXAGONAL COACH BOLT** into your wall or wooden post
- Screw in each **HEXAGONAL COACH BOLT** until all four have a secure hold on the bracket against the surface




- Take your **Retractable Hose Reel**, and remove the securing pin at the base of the **MOUNTING TUBE**



- Remove the **MOUNTING TUBE** from the **Hose Reel** and slot it over the **WALL BRACKET**. Align the holes in the **HOUSING** with the holes in the **WALL BRACKET**
- Insert the **MOUNTING TUBE** back into the holes on the **WALL BRACKET** and **HOUSING**. Then replace the securing pin in the base of the **MOUNTING TUBE**



- Connect your **TAP-TO-REEL HOSE** to your garden tap



	1110H 10m	1120H / CH1120 20m	1130H / CH1130 30m
<b>DISTANCE FROM TAP</b>	MAX 1m	MAX 2m	MAX 2m

# Care and Troubleshooting

## How far can I pull out the GARDEN HOSE?

---

You will find an indication sticker 1 metre before the maximum length.

**⚠ Do not pull the hose past this point.**



## How do I properly retract the GARDEN HOSE?

---

When walking the **GARDEN HOSE** back to the **HOUSING**, turn off the tap, press the lever on the watering gun to release the water pressure in the hose. This makes the retraction of the **GARDEN HOSE** a lot easier and prolongs the life of your **Hose Reel**.



## Why is my fully extended GARDEN HOSE not retracting?

---

If the **GARDEN HOSE** retraction wheel is stuck and the **GARDEN HOSE** is fully extended, the wheel still has movement past this point. Grip the **GARDEN HOSE** close to the guide hole and gently pull.

The retraction wheel will give you enough movement to unlock itself before you slowly allow the auto retraction wheel to wind the **GARDEN HOSE** back into the unit.

## WARNINGS

---

**⚠ Do not leave the water turned on with the hose under pressure when not in use.**

**⚠ Always turn the water off and draw the water from the hose after use.**

**⚠ Do not attempt to pull hose reel apart.**

**⚠ Do not pull the GARDEN HOSE to start retraction and let go of the hose. Always guide the GARDEN HOSE back to the housing.**

# Spare Parts

## Plastic 180° Wall Bracket

---

Includes 4 x Wall Plugs and 4 x Hexagonal Coach Bolts.



(1110BP, 1120BP, 1130BP)

## Mounting Tube

---

Includes securing pin.



(1110PIN, 1120PIN, 1130PIN)

## Tap to Reel Hose

---



(1110TTR, 11120TTR, 1130TTR)

## Retractable Hose Reel Lid

---



(1110LID, 1120LID, 1130LID)

## Ball Stopper

---



(1110BS, 1120BS, 1130BS)

ⓘ All spare parts are available for 10m, 20m and 30m **Retractable Hose Reels**.

⚠ **Do not dismantle the *Hose Reel* for additional spare parts. Other internal metal parts can cause injury if tampered with. These parts are not available for replacement.**

To order spare parts please call our customer service team on

**1300 716 188**, or order online:

**[www.holmanindustries.com.au](http://www.holmanindustries.com.au)**



# Warranty

## 2 Year Replacement Guarantee - Housing

---



Holman offers a 2 year replacement guarantee with this product.

In Australia our goods come with guarantees that cannot be excluded under the Australian Consumer Law. You are entitled to a replacement or refund for a major failure and compensation for any other reasonably foreseeable loss or damage. You are also entitled to have the goods repaired or replaced if the goods fail to be of acceptable quality and the failure does not amount to a major failure.

As well as your statutory rights referred to above and any other rights and remedies you have under any other laws relating to your Holman product, we also provide you with a Holman guarantee.

Holman guarantees this product against defects caused by faulty workmanship and materials for 2 years domestic use from the date of purchase. During this guarantee period Holman will replace any defective product. Packaging and instructions may not be replaced unless faulty.

In the event of a product being replaced during the guarantee period, the guarantee on the replacement product will expire 2 years from the purchase date of the original product, not 2 years from the date of replacement.

To the extent permitted by law, this Holman Replacement Guarantee excludes liability for consequential loss or any other loss or damage caused to property of persons arising from any cause whatsoever. It also excludes defects caused by the product not being used in accordance with instructions, accidental damage, misuse, or being tampered with by unauthorised persons, excludes normal wear and tear and does not cover the cost of claiming under the warranty or transporting the goods to and from the place of purchase.

Should you suspect your product may be defective and need some clarification or advice please contact us directly:

**1300 716 188**

[support@holmanindustries.com.au](mailto:support@holmanindustries.com.au)

**11 Walters Drive, Osborne Park 6017 WA**

## 6 Year Replacement Guarantee - Hose

---



Holman offers a 6 year replacement guarantee with this product.

In Australia our goods come with guarantees that cannot be excluded under the Australian Consumer Law. You are entitled to a replacement or refund for a major failure and compensation for any other reasonably foreseeable loss or damage. You are also entitled to have the goods repaired or replaced if the goods fail to be of acceptable quality and the failure does not amount to a major failure.

As well as your statutory rights referred to above and any other rights and remedies you have under any other laws relating to your Holman product, we also provide you with a Holman guarantee.

Holman guarantees this product against defects caused by faulty workmanship and materials for 6 years domestic use from the date of purchase. During this guarantee period Holman will replace any defective product. Packaging and instructions may not be replaced unless faulty.

In the event of a product being replaced during the guarantee period, the guarantee on the replacement product will expire 6 years from the purchase date of the original product, not 6 years from the date of replacement.

To the extent permitted by law, this Holman Replacement Guarantee excludes liability for consequential loss or any other loss or damage caused to property of persons arising from any cause whatsoever. It also excludes defects caused by the product not being used in accordance with instructions, accidental damage, misuse, or being tampered with by unauthorised persons, excludes normal wear and tear and does not cover the cost of claiming under the warranty or transporting the goods to and from the place of purchase.

If you are certain your product is defective and is covered by the terms of this warranty, you will need to present your defective product and your purchase receipt as proof of purchase to the place you purchased it from, where the retailer will replace the product for you on our behalf.



**Thanks for being a  
#SMARTGARDENER**



**We really appreciate having you as a customer, and would like to say thank you for choosing us.**

We recommend registering your new product on our website. This will ensure we have a copy of your purchase and activate an extended warranty. Keep up to date to with relevant product information and special offers available through our newsletter.



[www.holmanindustries.com.au/product-registration/](http://www.holmanindustries.com.au/product-registration/)

Thanks again for choosing Holman

**HOLMAN**

For the #SMARTGARDENER   