



## PROSPORT®

Application: Commercial / Sports Turf



Designed specifically for sports turf, with head spacing from 40' to 65' (12 to 20 m).

The ProSport® comes standard with a unique triple nozzle configuration, consisting of a primary nozzle for long distance and two secondary nozzles for mid-range and short distance coverage. This nozzle design provides superior, close-in water distribution from 45' to 77' (13 to 23 m).

Available in a high speed version, ideal for quick wet downs and dust control.



### Easy Arc Setting

Arc Selection 40°  
to Continuous 360°  
Adjust From Left Start

### Features and Benefits









- Revolutionary Patented Top Arc Set – Simplified arc set allows for wet or dry adjustment in seconds.
- Triple Nozzle Configuration – Ensures even distribution of water.
- 2 in 1 Adjustable or Continuous Rotation – Provides a full range of adjustment from 40° to a continuous full circle.
- Top Arc Set Degree Markings – Clearly indicates the current watering pattern and simplifies arc set adjustment.
- Arc Memory Clutch – Prevents internal gear damage and returns rotor to its prior setting automatically if nozzle turret is forced past stop.
- Time Proven Patented Reversing Mechanism – Assures continuous reverse and return...over a 35 year history.
- Heavy Duty Rubber Cover and Mud Guard – Protects against physical injury and reduces liability, allows sprinkler to be installed below grade.
- Factory Installed Check Valve – Prevents low head drainage.

### Specifications









- Inlet: 1" (2,5 cm) Threaded NPT Domestic  
1" (2,5 cm) Threaded BSP International
- Arc Adjustment Range: 40° to Continuous 360°
- Flow Range: 5.1 – 32.5 GPM (19,3 a 123 LPM)
- Pressure Rating: 40 – 90 PSI (2,8 a 6,2 bar)
- Precipitation Rate: .48 – 1.56 in/hr (12,2 – 39 mm/hr)  
(Depending on Spacing & Nozzle Used)
- Overall Height (Popped Down): 9 1/2" (24,1 cm)
- Recommended Spacing: 40' – 65' (12,2 a 19,8 m)
- Radius: 45' – 77' (13 a 23 m)
- Nozzle Trajectory: 26°
- Riser Height: 4" (10,2 cm)

Visit our Sport Field Designs online at:  
[www.krain.com/sport-field-design](http://www.krain.com/sport-field-design)

### Performance Data - Model 14003

NOZZLE	PRESSURE			RADIUS		FLOW RATE			PRECIP in/hr		PRECIP mm/hr	
	PSI	kPa	Bars	Ft.	M.	GPM	L/M	MPH	■	▲	■	▲
	40	276	2,8	45'	13,7	5.1	19,3	1,2	0.48	0.58	12	14
	50	345	3,5	47'	14,3	5.9	22,3	1,3	0.51	0.62	13	15
	60	414	4,1	47'	14,3	6.5	24,6	1,5	0.57	0.68	14	17
	70	483	4,8	49'	14,9	7.1	26,9	1,6	0.57	0.68	15	17
	50	345	3,5	53'	16,2	10.6	40,1	2,4	0.73	0.87	18	21
	60	414	4,1	53'	15,9	11.8	44,7	2,7	0.81	0.97	21	24
	70	483	4,8	53'	16,2	12.6	47,7	2,9	0.86	1.04	22	25
	80	552	5,5	55'	16,8	13.5	51,1	3,1	0.86	1.03	22	25
	50	345	3,5	57'	17,4	13.0	49,2	3,0	0.77	0.92	19	23
	60	414	4,1	59'	18,0	14.2	53,8	3,2	0.79	0.94	20	23
	70	483	4,8	59'	18,0	15.4	58,3	3,5	0.85	1.02	22	25
	80	552	5,5	63'	19,2	16.5	62,5	3,8	0.80	0.96	20	23
	60	414	4,1	65'	19,8	18.9	71,5	4,3	0.86	1.03	22	25
	70	483	4,8	67'	20,4	20.5	77,6	4,7	0.88	1.06	22	26
	80	552	5,5	69'	21,0	21.9	82,9	5,0	0.89	1.06	23	26
	90	621	6,2	71'	21,6	23.2	87,8	5,3	0.89	1.06	23	26
	60	414	4,1	67'	20,4	22.8	86,3	5,2	0.98	1.17	25	29
	70	483	4,8	71'	21,6	24.8	93,9	5,6	0.95	1.14	24	28
	80	552	5,5	75'	22,9	26.5	100,3	6,0	0.91	1.09	23	27
	90	621	6,2	77'	23,5	26.8	101,4	6,1	0.87	1.04	22	25
	60	414	4,1	67'	20,4	23.7	89,7	5,4	1.02	1.22	26	30
	70	483	4,8	69'	21,0	25.6	96,9	5,8	1.04	1.24	26	30
	80	552	5,5	69'	21,0	27.5	104,1	6,3	1.11	1.33	28	33
	90	621	6,2	71'	21,6	29.2	110,5	6,6	1.12	1.34	28	33

### Performance Data - Model 14053

NOZZLE	PRESSURE			RADIUS		FLOW RATE			PRECIP in/hr		PRECIP mm/hr	
	PSI	kPa	Bars	Ft.	M.	GPM	L/M	MPH	■	▲	■	▲
	40	276	2,8	43'	13,1	5.9	22,3	1,3	0.61	0.71	16	18
	50	345	3,5	44'	13,4	6.2	23,5	1,4	0.62	0.71	16	18
	60	414	4,1	45'	13,7	6.4	24,2	1,5	0.61	0.70	15	18
	70	483	4,8	45'	13,7	7.5	26,8	1,7	0.72	0.83	18	21
	50	345	3,5	49'	14,9	10.6	40,1	2,4	0.85	0.98	22	25
	60	414	4,1	53'	15,8	11.5	44,3	2,7	0.79	0.91	21	25
	70	483	4,8	53'	16,1	13.3	50,3	3,0	0.91	1.05	23	27
	80	552	5,5	54'	16,5	14.0	53,0	3,2	0.92	1.07	23	27
	50	345	3,5	52'	15,8	12.4	46,9	2,8	0.88	1.02	23	26
	60	414	4,1	54'	16,5	13.6	55,3	3,3	0.90	1.04	24	28
	70	483	4,8	56'	17,1	14.6	58,7	3,5	0.90	1.03	24	28
	80	552	5,5	58'	17,1	15.9	60,2	3,6	0.91	1.05	23	27
	60	414	4,1	56'	17,1	19.8	66,2	4,0	1.22	1.40	27	31
	70	483	4,8	58'	17,7	21.2	71,5	4,3	1.21	1.40	27	32
	80	552	5,5	59'	18,0	22.8	78,7	4,7	1.26	1.46	29	34
	90	621	6,2	60'	18,3	24.4	82,1	4,9	1.30	1.51	29	34
	60	414	4,1	59'	18,0	22.4	84,8	5,1	1.24	1.43	31	36
	70	483	4,8	66'	20,1	25.7	97,3	5,8	1.14	1.31	29	33
	80	552	5,5	67'	20,4	27.8	105,2	6,3	1.19	1.38	30	35
	90	621	6,2	68'	20,7	29.9	113,2	6,8	1.24	1.44	32	37
	60	414	4,1	60'	18,3	25.2	95,4	5,7	1.35	1.56	34	39
	70	483	4,8	72'	22,0	28.5	107,9	6,5	1.05	1.22	27	31
	80	552	5,5	73'	22,2	30.8	116,6	7,0	1.11	1.28	28	33
	90	621	6,2	75'	22,9	32.5	123,0	7,4	1.11	1.28	28	33

\*All precipitation rates calculated for 180° operation. For the precipitation rate for a 360° sprinkler, divide by 2.

### Models

- 14003 ProSport® Plastic
- 14053 ProSport® High Speed Plastic

#### OTHER OPTIONS: ADD TO PART NUMBER

- SS Stainless Steel
- BSP w/BSP Thread
- NN No Nozzle
- RCW Reclaimed Water Use

